

**UPDATE: The OASIS MES-NC improvements (Print friendly PDF attachment) were implemented on Sunday 8/13/17 along with another new improvement to the e-mail notifications. Suppliers will now receive e-mail notifications when an SMRR tag is placed in any one of the 4 statuses (ID, IS, VD, CL).**

### MES-NC OASIS Changes

On Sunday 8/13/2017 some improvements were released to the MES-NC application out on OASIS. The improvements are additional search criteria on the tag search screen, printable copies of the supplier's tags, and e-mail notifications for status changes.

## E-mail Notifications

Suppliers will now receive e-mail notifications when SMRR tags change into any one of the following statuses.

- Interim Disposition (ID)
- Superseded (IS)
- Voided (VD)
- Closed (CL)

## Search Functionality

The tag search screen has been modified to allow additional options for searching/filtering of tags. The screen is separated into 2 sections, Filter Criteria and Results.

The screenshot shows the MES-NC application interface for 'El Segundo Mock'. It features a search section with input fields for 'Tag No' and 'Part No', and date range selectors for 'Create Date' and 'Close Date'. A 'Show All' checkbox is also present. Below the search section is a table of results with columns for Tag No, Priority, Status, Create Date, Model, Part No, and Close Date. Red arrows point to the search section labeled 'FILTER CRITERIA' and the table labeled 'RESULTS'.

Tag No	Priority	Status	Create Date	Model	Part No	Close Date
1800421		ID	2017-07-31	F18EF/EF	74A326736-2003	
1800416		ID	2017-05-12	F18EF/EF	CCAW-PART	
1800414		ID	2017-04-26	F18EF/EF	TEST	
1800413		MR	2017-04-26	F18EF/EF	12345	
1800412		MF	2017-04-25	F18EF/EF	TEST2	
1800410		II	2017-04-19	SMRR/SMRR	TEST	
1800408	High	II	2017-02-27	SMRR/SMRR	TEST	

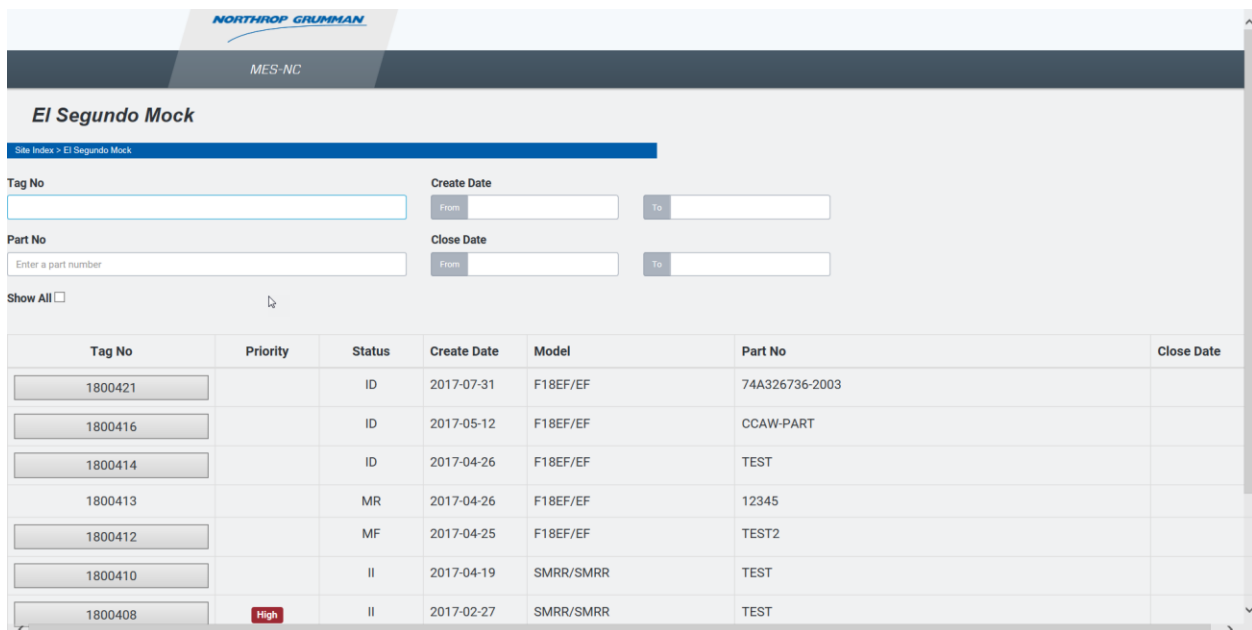
## Filter Criteria Section

By default the tag search screen will not have any of the filter criteria populated which displays all open tags. The tag search screen will dynamically change the results as the user enters/removes the filter criteria. The user can use the following fields to change what tags will display in the results section of the screen:

- **Tag Number** - Users can enter in the tag number in full or partial. The field treats entries as wildcard searches. See example below.
- **Part number** – Users can enter in the part number in full or partial. The field treats entries as wildcard searches. See example below.
- **Create Date** – Users can enter in from and thru for create dates.
- **Close Date** - Users can enter in from and thru for create dates.
- **Show All checkbox** – Tags that are in VD or CL will display in the results section when this checkbox is checked. When not checked the tags in VD or CL will not be displayed in the results section.

The tag number and part number fields will perform wildcard searches based on the user input.

Before Tag and Part criteria entered:



The screenshot shows the 'El Segundo Mock' interface with the following search filters:

- Tag No: [Empty text box]
- Part No: [Enter a part number]
- Create Date: From [ ] To [ ]
- Close Date: From [ ] To [ ]
- Show All:

Tag No	Priority	Status	Create Date	Model	Part No	Close Date
1800421		ID	2017-07-31	F18EF/EF	74A326736-2003	
1800416		ID	2017-05-12	F18EF/EF	CCAW-PART	
1800414		ID	2017-04-26	F18EF/EF	TEST	
1800413		MR	2017-04-26	F18EF/EF	12345	
1800412		MF	2017-04-25	F18EF/EF	TEST2	
1800410		II	2017-04-19	SMRR/SMRR	TEST	
1800408	High	II	2017-02-27	SMRR/SMRR	TEST	

After Tag and Part criteria entered:

\*Notice only tags that contain a '41' in their tag number and a part number containing 'test' display.

**NORTHROP GRUMMAN**  
MES-NC

## El Segundo Mock

Site Index > El Segundo Mock

Tag No:  Create Date: From:  To:

Part No:  Close Date: From:  To:

Show All

Tag No	Priority	Status	Create Date	Model	Part No	Close Date
<input type="button" value="1800414"/>		ID	2017-04-26	F18EF/EF	TEST	
<input type="button" value="1800412"/>		MF	2017-04-25	F18EF/EF	TEST2	
<input type="button" value="1800410"/>		II	2017-04-19	SMRR/SMRR	TEST	

[Site Map](#) | [Privacy Policy](#) | [Terms of Use](#) | [Corporate Governance](#) | [Workplace Accommodations](#) | [Suppliers](#) | [EEO](#) | [E-Verify](#) | [Contact Us](#)  
 Copyright © 2015 Northrop Grumman. All rights reserved.

## Results Section

The following columns will display in the results section:

Tag No	Priority	Status	Create Date	Model	Part No	Close Date
<input type="button" value="1800421"/>		ID	2017-07-31	F18EF/EF	74A326736-2003	
<input type="button" value="1800420"/>	High	CL	2017-06-14	F18EF/A	CCAW	2017-06-14
<input type="button" value="1800419"/>		CL	2017-05-16	F18EF/EF	GNUH	2017-05-16
<input type="button" value="1800418"/>	High	CL	2017-05-16	F18EF/EF	CCAW	2017-05-16
<input type="button" value="1800417"/>	High	CL	2017-05-15	F18EF/EF	TEST	2017-05-15
<input type="button" value="1800416"/>		ID	2017-05-12	F18EF/EF	CCAW-PART	
<input type="button" value="1800415"/>		CL	2017-05-03	F18EF/EF	TEST	2017-05-03
<input type="button" value="1800414"/>		ID	2017-04-26	F18EF/EF	TEST	
<input type="button" value="1800413"/>		MR	2017-04-26	F18EF/EF	12345	
<input type="button" value="1800412"/>		MF	2017-04-25	F18EF/EF	TEST2	

- **Tag No** – Displays tag number. If tag number is listed as a button then user can view details of the tag by clicking on the button. The tag number button will be activated only when the tag is in one of the following statuses:
  - II (Inspection Initiate)
  - ID (Interim Disposition)
  - IS (Inspection Supersede)
  - MF (Manufacturing)
  - VD (Void)
  - CL (Closed)

Tags not listed in the above statuses will not have the button to view details. If a user places their mouse icon over the tag number a “fly over” message will display **“Cannot view tag in this status!”**

1800413	Cannot view tag in this status!	MR
---------	---------------------------------	----


- **Priority** – Displays a **High** label if the tag has been tagged as a high priority tag.
- **Status** – Displays current status.
- **Create Date** – Displays the create date of the tag.
- **Model** – Displays the model/type.
- **Part No** – Displays the failed part number.
- **Close Date** – Displays the tag close date. Only populated when tag is in CL status.


## Printer Friendly PDF attachment.

A PDF printout will attach to the OASIS SMRR tag when the tag routes to Interim Disposition (ID), Inspection Supersede (IS), Manufacturing (MF), Void (VD), or Closed (CL) statuses. The name of the attachment will be NC\_XXXXXXX.pdf, where XXXXXXX is the SMRR tag number. Users can view the PDF printout by clicking on the Attachments link when viewing the details of tag.

Click the attachments link from the tag details screen.

Site Index > El Segundo Mock > Load NC

Disc# 1 GO 

 **Attachments**



---

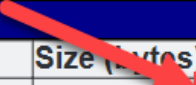
**Supplier Material Review Report**

3) Supplier  
 CRANE CREEK ALE WORKS 1234 South R  
 -Centreville VA 2012  
 20120 US

5) Part 6) Complete part name

Click the View button next to the NC\_XXXXXXX.pdf to view the printer friendly version of the tag.

 **Home**  **Back** File:

No.	File Name	Creator	Date	Size (bytes)	View	Delete
1	NC_1800421.pdf	WEBUSER	2017-08-03 08:10:17.0	14685	 <input type="button" value="View"/>	<input type="button" value="Delete"/>