



# APH631

## 92-96 GHz

### Drive Amplifier



**x=2.70 mm; y=1.270 mm**

## Product Features

- RF Frequency: 92 to 96 GHz
- Linear Gain: 23 dB typ.
- Psat: 18 dBm typ.
- P1dB: 15 dBm typ.
- Die Size: 3.5 sq. mm.
- 2 mil substrate
- DC Power: 4 VDC @ 200 mA

### Export Information

ECCN: **3A001.b.2.c**

HTS (Schedule B) code: **8542.33.0000**

## Applications

- Short Haul / High Capacity Links
- Sensors
- Radar

## Product Description

The APH631 monolithic HEMT amplifier is a broadband, four-stage power device, designed for use in commercial digital radios and wireless LANs. To ensure rugged and reliable operation, HEMT devices are fully passivated.

Both bond pad and backside metallization are Ti/Au, which is compatible with conventional die attach, thermocompression, and thermosonic wire bonding assembly techniques.

### Performance Characteristics (Ta = 25°C)

Specification *	Min	Typ	Max	Unit
Frequency	92		96	GHz
Linear Gain	20	23		dB
Input Return Loss		7		dB
Output Return Loss		7		dB
P3dB		18		dBm
P1dB		15		
Vd1, Vd2		4		V
Vg1		-0.1		V
Vg2		-0.1		V
Id1		80		mA
Id2		120		mA


\* Pulsed-Power On-Wafer unless otherwise noted

Preliminary Information: The data contained in this document describes new products in the sampling or preproduction phase of development and is for information only. Northrop Grumman reserves the right to change without notice the characteristic data and other specifications as they apply to this product. The product represented by this datasheet is subject to U.S. Export Law as contained in ITAR or the EAR regulations.

# APH631

## 92-96 GHz

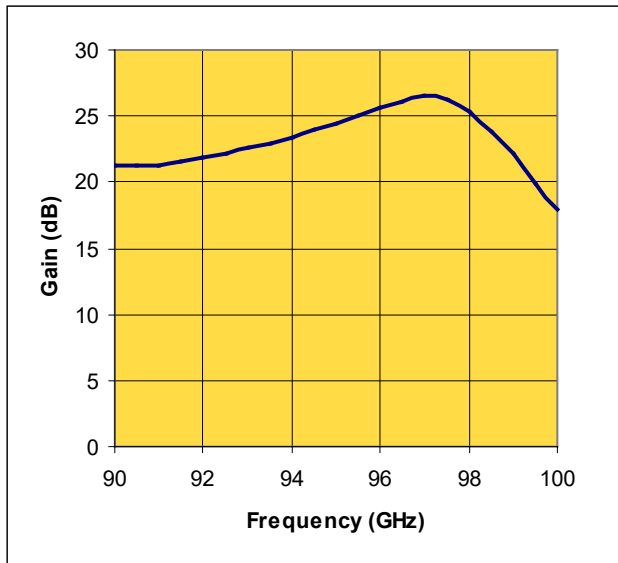
### Drive Amplifier



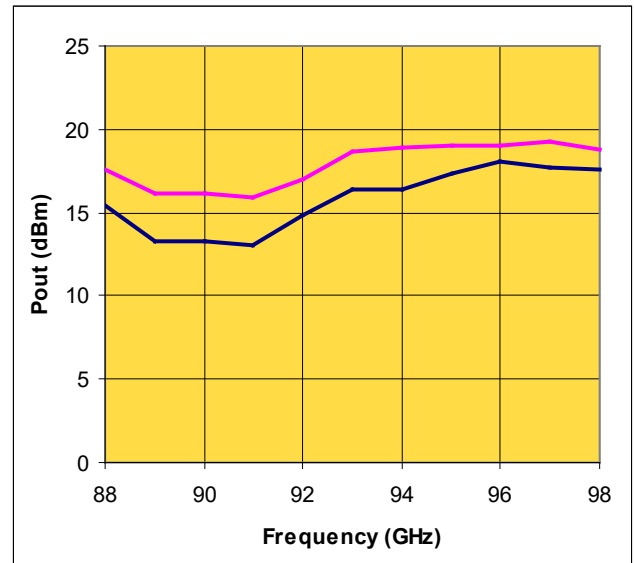
### On wafer measured Performance Characteristics (Typical Performance at 25°C)

Vd1=Vd34 = 4.0 V, Id1 = 80 mA, Id34 = 120 mA

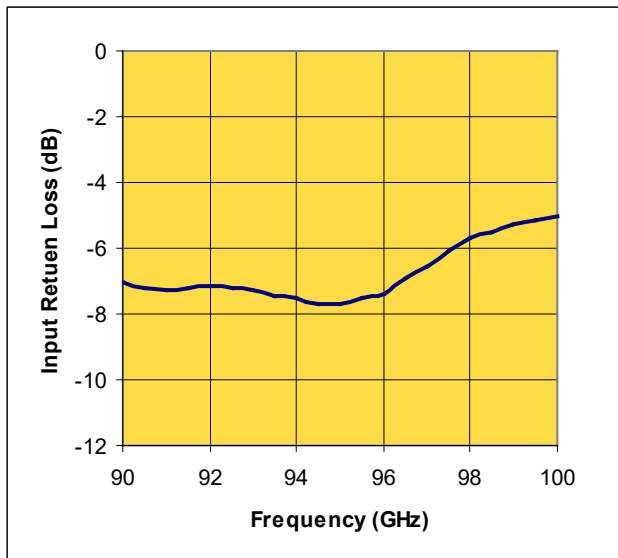
Linear Gain vs. Frequency



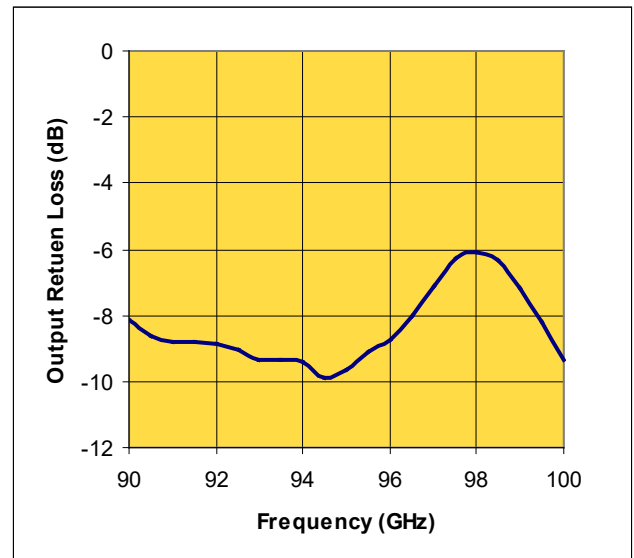
Fixtured Output Power vs. Frequency



Input Return Loss vs. Frequency



Output Return Loss vs. Frequency




Preliminary Information: The data contained in this document describes new products in the sampling or preproduction phase of development and is for information only. Northrop Grumman reserves the right to change without notice the characteristic data and other specifications as they apply to this product. The product represented by this datasheet is subject to U.S. Export Law as contained in ITAR or the EAR regulations.

# APH631

## 92-96 GHz

### Drive Amplifier



### On wafer measured Performance Characteristics (Typical Performance at 25°C)

Vd1=Vd34 = 4.0 V, Id1 = 80 mA, Id34 = 120 mA


Freq GHz	S11 Mag	S11 Ang	S21 Mag	S21 Ang	S12 Mag	S12 Ang	S22 Mag	S22 Ang
88.0	0.516	-124.396	10.201	-55.046	0.006	-56.406	0.416	-7.631
88.5	0.507	-128.116	10.469	-68.677	0.006	-59.402	0.405	-13.282
89.0	0.503	-133.397	10.787	-82.202	0.006	-61.938	0.399	-19.386
89.5	0.490	-139.823	11.176	-96.006	0.005	-62.576	0.402	-24.893
90.0	0.483	-145.788	11.578	-110.551	0.006	-66.246	0.392	-30.811
90.5	0.473	-149.860	11.625	-125.675	0.005	-74.452	0.373	-37.229
91.0	0.463	-139.284	11.678	-138.783	0.004	-78.283	0.366	-43.255
91.5	0.459	-107.336	12.047	-151.250	0.004	-75.080	0.366	-47.229
92.0	0.453	-40.535	12.424	-118.124	0.004	-80.096	0.363	-52.658
92.5	0.444	38.706	12.960	8.789	0.004	-81.164	0.357	-55.338
93.0	0.438	112.719	13.532	115.486	0.004	-74.443	0.343	-60.887
93.5	0.427	149.750	14.169	146.862	0.004	-88.976	0.345	-66.442
94.0	0.424	146.714	14.907	135.044	0.003	-75.546	0.344	-68.333
94.5	0.415	136.757	15.940	119.358	0.003	-66.234	0.325	-70.227
95.0	0.419	124.592	16.816	101.663	0.003	-68.092	0.332	-75.636
95.5	0.429	111.352	17.841	83.078	0.003	-54.704	0.355	-76.309
96.0	0.440	95.412	19.175	63.721	0.004	-53.349	0.369	-77.778
96.5	0.466	78.892	20.454	41.556	0.004	-54.537	0.401	-80.914
97.0	0.485	62.406	21.424	16.401	0.005	-60.370	0.446	-88.485
97.5	0.510	47.536	20.970	-11.623	0.005	-67.088	0.491	-100.255
98.0	0.529	33.050	18.869	-39.482	0.006	-74.937	0.501	-113.815
98.5	0.539	22.229	15.967	-65.885	0.006	-88.381	0.486	-127.696
99.0	0.554	11.718	13.158	-89.835	0.006	-92.435	0.443	-140.247
99.5	0.562	3.706	10.202	-109.865	0.006	-103.295	0.392	-150.015
100.0	0.568	-3.450	8.060	-128.600	0.006	-113.040	0.344	-156.120

Preliminary Information: The data contained in this document describes new products in the sampling or preproduction phase of development and is for information only. Northrop Grumman reserves the right to change without notice the characteristic data and other specifications as they apply to this product. The product represented by this datasheet is subject to U.S. Export Law as contained in ITAR or the EAR regulations.

# APH631

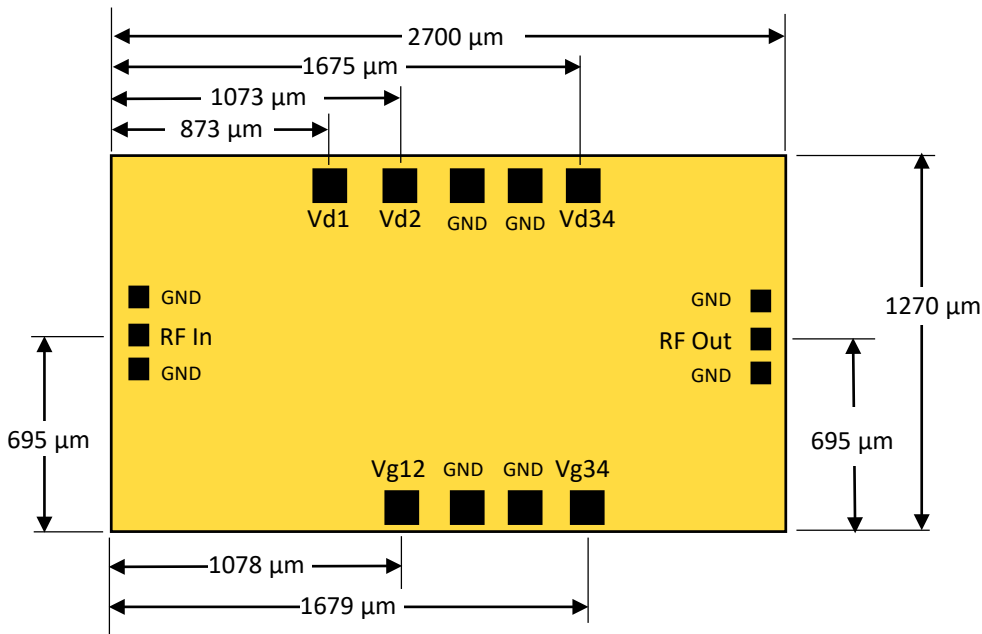
## 92-96 GHz

### Drive Amplifier



#### Die Size and Bond Pad Locations (Not to Scale)


X Dimension:  $2700 \pm 25 \mu\text{m}$   
 Y Dimension:  $1270 \pm 25 \mu\text{m}$   
 RF Bond Pad Dimension:  $50 \times 50 \pm 0.5 \mu\text{m}$   
 DC Bond Pad Dimension:  $101 \times 101 \pm 0.5 \mu\text{m}$   
 Chip Thickness =  $50 \pm 5 \mu\text{m}$



Preliminary Information: The data contained in this document describes new products in the sampling or preproduction phase of development and is for information only. Northrop Grumman reserves the right to change without notice the characteristic data and other specifications as they apply to this product. The product represented by this datasheet is subject to U.S. Export Law as contained in ITAR or the EAR regulations.

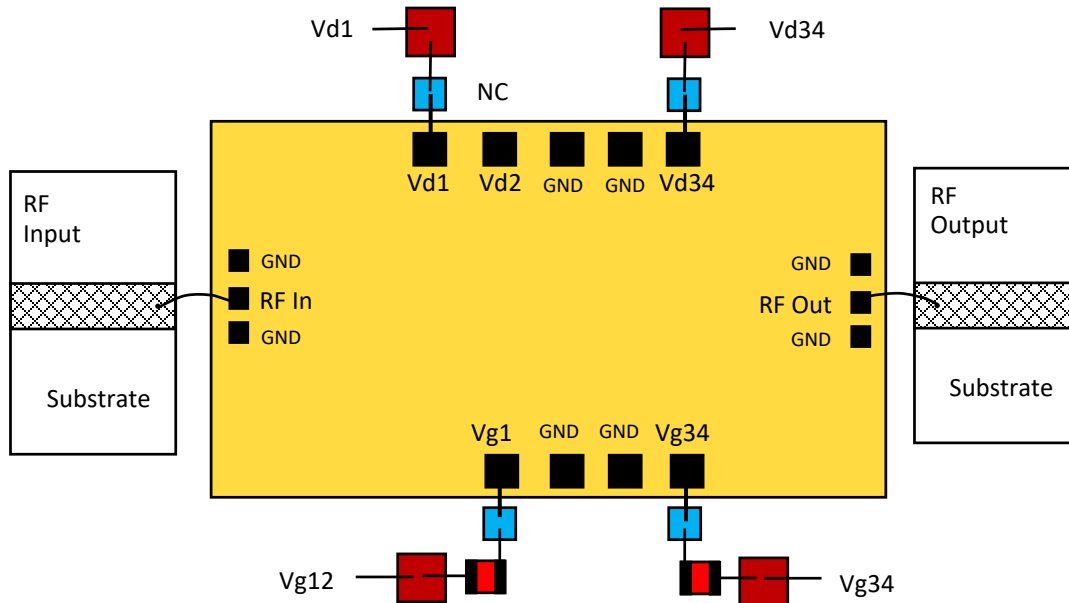
# APH631

92-96 GHz  
Drive Amplifier



## Suggested Bonding Arrangement

- = 0.1 $\mu$ F, 15V (Shunt)
- = 10 Ohms, 30V (Series)
- = 100 pF, 15V (Shunt)



### Recommended Assembly Notes

1. Bypass caps should be 100 pF (approximately) ceramic (single-layer) placed no farther than 30 mils from the amplifier.
2. Best performance obtained from use of <6 mil (long) by 1.5 by 0.5 mil ribbons on input and output.

Preliminary Information: The data contained in this document describes new products in the sampling or preproduction phase of development and is for information only. Northrop Grumman reserves the right to change without notice the characteristic data and other specifications as they apply to this product. The product represented by this datasheet is subject to U.S. Export Law as contained in ITAR or the EAR regulations.